



BRITISH AUTOMOBILE RACING CLUB RACE RESULT

Britcar Trophy Series

RACE 1 - CLASSIFICATION

BULLETIN NO: 12

ISSUED: 12:10

POS	NO	CL	PIC NAME	ENTRY	LAPS	TIME	GAP	DIFF	MPH	BEST	ON
1	19	1	MUSTILL / MARTIN / DOLBY	Riley TDC - Wessex Vehicles	21	30:04.804			98.68	1:19.835	21
2	29	2	Steve GLYNN	TVR Sagaris V8 - Glynn Motorsport	21	30:21.673	16.869	16.869	97.77	1:21.383	19
3	30	3	Martin SCHIELE	BMW E36 M3 - Driver	21	31:17.319	1:12.515	55.646	94.87	1:24.999	10
4	96	4	Nick HOLDEN	Aerial Atom - Driver	21	31:17.450	1:12.646	0.131	94.87	1:25.136	20
5	88	4	2 Chris VALENTINE	Porsche Boxter - Driver	19	31:03.400	2 Laps	2 Laps	86.48	1:32.217	11

NOT CLASSIFIED

DNF	46	3	James MACINTYRE-URE	BMW E46 M3 - Driver	8	11:05.004	13 Laps	11 Laps	102.03	1:21.735	8
-----	----	---	---------------------	---------------------	---	-----------	---------	---------	--------	----------	---

FASTEST LAP

19	1	MUSTILL / MARTIN / DOLBY	Riley TDC - Wessex Vehicles	21	1:19.835	106.23 mph	170.97 kph
29	2	Steve GLYNN	TVR Sagaris V8 - Glynn Motorsport	19	1:21.383	104.21 mph	167.72 kph
46	3	James MACINTYRE-URE	BMW E46 M3 - Driver	8	1:21.735	103.76 mph	167.00 kph
96	4	Nick HOLDEN	Aerial Atom - Driver	20	1:25.136	99.62 mph	160.32 kph

GRID ON REVERSE

Weather / Track : Cloudy / Dry

These results are provisional until the conclusion of any judicial and technical matters.

Clerk Of Course :

Timekeeper :

Results can be found at www.tsl-timing.com

Printed - 12:02 Saturday, 14 June 2014

ISSUED BY: The British Automobile Racing Club Ltd, Thruxton Circuit, Andover, Hampshire SP11 8PN
Tel: (01264 882200) Fax: (01264) 882233 e-mail: competitions@barc.net



BRITISH AUTOMOBILE RACING CLUB RACE RESULT

British Truck Racing Association Championship

RACE 2 - CLASSIFICATION

BULLETIN NO: 13

ISSUED: 13:10

POS	NO	CL	PIC	NAME	ENTRY	LAPS	TIME	GAP	DIFF	MPH	BEST	ON
1	95	1	1	Richard COLLETT	MAN TGX	8	14:03.432			80.44	1:41.271	2
2	7	1	2	Stuart OLIVER	SCANIA P1150	8	14:05.073	1.641	1.641	80.29	1:41.258	3
3	55	2	1	Graham POWELL	Renault MACK	8	14:05.800	2.368	0.727	80.22	1:44.318	3
4	25	1	3	Ben HORNE	MAN TGA	8	14:06.120	2.688	0.320	80.19	1:41.148	3
5	33	1	4	Steven THOMAS	MAN TGA	8	14:06.312	2.880	0.192	80.17	1:40.977	4
6	88	2	2	Ryan SMITH	Sisu	8	14:13.306	9.874	6.994	79.51	1:45.502	4
7	89	2	3	Simon REID	Iveco Stralis	8	14:14.427	10.995	1.121	79.41	1:45.235	3
8	3	2	4	Steven POWELL	Foden Alfa	8	14:16.527	13.095	2.100	79.21	1:45.563	3
9	1	1	5	Matt SUMMERFIELD	MAN TGX	8	14:18.635	15.203	2.108	79.02	1:40.715	5
10	5	2	5	Adam BINT	Volvo White	8	14:26.443	23.011	7.808	78.31	1:45.669	7
11	29	2	6	Steve ROTHERY	Foden	8	14:27.022	23.590	0.579	78.25	1:46.051	8
12	69	1	6	David JENKINS	MAN TGX	8	15:16.126	1:12.694	49.104	74.06	1:41.211	7
13	87	2	7	Ryan COLSON	Iveco Atkinson	8	15:24.527	1:21.095	8.401	73.39	1:54.355	8

NOT CLASSIFIED

DNF	9	1		Christopher LEVETT	Renault Premium MKR	7	12:22.227	1 Lap	1 Lap	79.99	1:40.718	5
DNF	70	2		Brian BURT	Volvo White	0						
DNF	11	1		David SMITH	Renault Premium	0						

FASTEST LAP

	1	1		Matt SUMMERFIELD	MAN TGX	5	1:40.715			84.21 mph	135.52 kph	
	55	2		Graham POWELL	Renault MACK	3	1:44.318			81.30 mph	130.84 kph	

GRID ON REVERSE

Weather / Track : Bright / Dry

These results are provisional until the conclusion of any judicial and technical matters.

Thruxton

Circuit Length = 2.3560 miles

Start: 12:43 Flag 12:57 End: 12:59

Clerk Of Course :

1305

Timekeeper :

Results can be found at www.tsl-timing.com

Printed - 13:00 Saturday, 14 June 2014

ISSUED BY: The British Automobile Racing Club Ltd, Thruxton Circuit, Andover, Hampshire SP11 8PN
Tel: (01264 882200) Fax: (01264) 882233 e-mail: competitions@barc.net



BRITISH AUTOMOBILE RACING CLUB RACE RESULT

St Cross Electronics Mono Championship - Mono 2000 + Classic

RACE 3 - CLASSIFICATION

BULLETIN NO: 134

ISSUED: 14:12

POS	NO	CL	PIC NAME	ENTRY	LAPS	TIME	GAP	DIFF	MPH	BEST	ON
1	69	2000	1 Lee CUNNINGHAM	Dallara F398	12	15:11.253			111.69	1:14.760	7
2	18	2000	2 Dave GILLETT	Dallara F398	12	15:21.507	10.254	10.254	110.44	1:15.386	11
3	3	2000	3 Malcolm SCOTT	Dallara F398	12	15:23.148	11.895	1.641	110.25	1:14.823	8
4	82	2000	4 Ben CATER	Dallara F301	12	15:23.950	12.697	0.802	110.15	1:15.377	11
5	6	2000	5 Peter VENN	Dallara F399	12	15:24.570	13.317	0.620	110.08	1:15.575	10
6	55	CL	1 Daniel HANDS	Van Diemen 01	12	15:29.189	17.936	4.619	109.53	1:15.808	10
7	1	2000	6 Robbie WATTS	Lola F106/03	12	15:30.747	19.494	1.558	109.35	1:16.021	10
8	10	2000	7 Neil HARRISON	Dallara F302	12	15:57.087	45.834	26.340	106.34	1:18.165	3
9	5	2000	8 Russ GILES	Dallara F398	12	15:57.908	46.655	0.821	106.25	1:17.714	4
10	26	2000	9 Bryn TOOTELL	Dallara F398	12	15:59.148	47.895	1.240	106.11	1:17.388	12
11	44	CL	2 Kevin OTWAY	Van Diemen	12	16:26.999	1:15.746	27.851	103.12	1:19.542	5
12	14	2000	10 Mark SMITH	Dallara F395	12	16:31.609	1:20.356	4.610	102.64	1:19.898	4
13	39	2000	11 David GAMBLING	Dallara F302	12	16:37.108	1:25.855	5.499	102.07	1:19.694	10
14	21	CL	3 Alistair BELL	Reynard 883	11	15:14.658	1 Lap	1 Lap	102.00	1:21.487	2
15	36	CL	4 Mike HATTON	Vauxhall Lotus	11	15:16.043	1 Lap	1.385	101.84	1:21.205	10
16	12	CL	5 Peter WHITMORE	Reynard 913	11	15:22.701	1 Lap	6.658	101.11	1:21.614	4
17	43	CL	6 Louis WATTS	Van Diemen FX02	11	15:23.591	1 Lap	0.890	101.01	1:21.910	5
18	99	CL	7 Mat JORDAN	Van Diemen RF99	11	15:28.038	1 Lap	4.447	100.53	1:22.145	5
19	34	CL	8 Andrew BARRON	Vauxhall Lotus	11	15:38.155	1 Lap	10.117	99.44	1:22.664	3
20	45	CL	9 Henry FRYER	Formula Renault Tatuus	11	15:47.557	1 Lap	9.402	98.46	1:20.755	7
21	25	CL	10 Kevin COULING	Renault Tatuus RC97	10	16:11.526	2 Laps	1 Lap	87.30	1:31.530	7

NOT CLASSIFIED

DNF	2	2000	Kevan MCLURG	Dallara F399	5	7:59.329	7 Laps	5 Laps	88.47	1:16.242	2
DNF	7	2000	Anthony BISHOP	Dallara F304	2	4:57.030	10 Laps	3 Laps	57.10	1:35.769	1
DNF	9	CL	Shane KELLY	Van Diemen FR	2	8:05.855	10 Laps	3:08.825	34.91	1:37.041	1

FASTEST LAP

69	2000	Lee CUNNINGHAM	Dallara F398	7	1:14.760	113.45 mph	182.58 kph
55	CL	Daniel HANDS	Van Diemen 01	10	1:15.808	111.88 mph	180.05 kph

Car 25 - Transponder not working

Weather / Track : Bright / Dry

These results are provisional until the conclusion of any judicial and technical matters.

Thruxton

Circuit Length = 2.3560 miles

Start: 13:47 Flag 14:02 End: 14:05

Clerk Of Course :

Mac. O' 14:06

Timekeeper :

[Signature]

Results can be found at www.tsl-timing.com

Printed - 14:06 Saturday, 14 June 2014

ISSUED BY: The British Automobile Racing Club Ltd, Thruxton Circuit, Andover, Hampshire SP11 8PN
Tel: (01264 882200) Fax: (01264) 882233 e-mail: competitions@barc.net



BRITISH AUTOMOBILE RACING CLUB RACE RESULT

Britcar Trophy Series

RACE 4 - CLASSIFICATION

BULLETIN NO: 16

ISSUED: 14:57

POS	NO	CL	PIC NAME	ENTRY	LAPS	TIME	GAP	DIFF	MPH	BEST	ON	
1	19	1	1	MUSTILL / MARTIN / DOLBY	Riley TDC	21	30:00.701		98.91	1:11.378	19	
2	29	2	1	Steve GLYNN	TVR Sagaris V8	21	30:37.400	36.699	36.699	96.93	1:22.367	17
3	30	3	1	Martin SCHIELE	BMW E36 M3	21	30:56.117	55.416	18.717	95.96	1:23.474	6
4	96	4	1	Nick HOLDEN	Aerial Atom	20	30:00.935	1 Lap	1 Lap	94.19	1:25.357	5
5	46	3	2	James MACINTYRE-URE	BMW E46 M3	20	30:19.703	1 Lap	18.768	93.21	1:24.011	6
6	88	4	2	Chris VALENTINE	Porsche Boxter	19	31:29.120	2 Laps	1 Lap	85.30	1:33.170	15

NOT CLASSIFIED

DNF	76	5		Alyn JAMES	Honda Civic Type R	11	16:44.475	10 Laps	8 Laps	92.88	1:28.348	8
DNF	47	3		Chris EVERILL	Ginetta G20	2	3:01.188	19 Laps	9 Laps	93.62	1:29.258	2

FASTEST LAP

19	1			MUSTILL / MARTIN / DOLBY	Riley TDC	19	1:11.378		118.82 mph		191.23 kph
29	2			Steve GLYNN	TVR Sagaris V8	17	1:22.367		102.97 mph		165.71 kph
30	3			Martin SCHIELE	BMW E36 M3	6	1:23.474		101.60 mph		163.52 kph
96	4			Nick HOLDEN	Aerial Atom	5	1:25.357		99.36 mph		159.91 kph
76	5			Alyn JAMES	Honda Civic Type R	8	1:28.348		96.00 mph		154.50 kph

GRID ON REVERSE

Weather / Track : Cloudy / Dry

These results are provisional until the conclusion of any judicial and technical matters.

Thruxton

Circuit Length = 2.3560 miles

Start: 14:14 Flag 14:44 End: 14:46

Clerk Of Course :

Timekeeper :

Results can be found at www.tsl-timing.com

Printed - 14.46 Saturday, 14 June 2014

ISSUED BY: The British Automobile Racing Club Ltd, Thruxton Circuit, Andover, Hampshire SP11 8PN
Tel: (01264 882200) Fax: (01264) 882233 e-mail: competitions@barc.net



BRITISH AUTOMOBILE RACING CLUB RACE RESULT

Dunlop Mini Se7en Championship

RACE 5 - CLASSIFICATION

BULLETIN NO: 17

ISSUED: 15:37

POS	NO	NAME	ENTRY	LAPS	TIME	GAP	DIFF	MPH	BEST	ON
1	1	Andrew DEVINY	Mini Se7en	9	18:45.652			67.81	1:39.631	6
2	4	Darren THOMAS	Mini Se7en	9	18:46.804	1.152	1.152	67.74	1:39.393	6
3	49	Ross BILLISON	Mini Se7en	9	18:47.622	1.970	0.818	67.69	1:39.788	2
4	88	Kieren MCDONALD	Mini Se7en	9	18:48.701	3.049	1.079	67.63	1:40.597	5
5	22	Graeme DAVIS	Mini Se7en	9	18:48.927	3.275	0.226	67.61	1:40.578	4
6	10	Leon WIGHTMAN	Mini Se7en	9	18:50.180	4.528	1.253	67.54	1:40.853	2
7	69	Steve TRENCH	Mini Se7en	9	18:51.107	5.455	0.927	67.48	1:41.212	5
8	91	Shaun TARLTON	Mini Se7en	9	18:52.749	7.097	1.642	67.38	1:41.283	5
9	59	Julian PROCTOR	Mini Se7en	9	18:53.711	8.059	0.962	67.33	1:41.922	3
10	63	David ROBINSON	Mini Se7en	9	18:54.725	9.073	1.014	67.27	1:44.878	3
11	92	Kevin O'SHEA	Mini Se7en	9	18:55.411	9.759	0.686	67.23	1:44.797	2
12	60	Malcolm KEAT	Mini Se7en	9	18:57.785	12.133	2.374	67.09	1:44.307	2
13	47	Kelvin EDGAR	Mini Se7en	9	18:59.235	13.583	1.450	67.00	1:45.317	2
14	73	Spencer WANSTALL	Mini Se7en	9	19:00.506	14.854	1.271	66.93	1:39.729	6

NOT CLASSIFIED

DNF	5	Ashley DAVIES	Mini Se7en	6	10:08.075	3 Laps	3 Laps	83.68	1:39.416	2
DNF	35	Paul SPARK	Mini Se7en	6	10:08.363	3 Laps	0.288	83.65	1:39.296	6

FASTEST LAP

	35	Paul SPARK	Mini Se7en	6	1:39.296			85.41 mph	137.46 kph	
--	----	------------	------------	---	----------	--	--	-----------	------------	--

Weather / Track : Sunny / Dry


These results are provisional until the conclusion of any judicial and technical matters.

Thruxton

Circuit Length = 2.3560 miles

Start: 15:02 Flag 15:21 End: 15:25

Clerk Of Course :

 15:31

Timekeeper :



Results can be found at www.tsl-timing.com

Printed - 15:27 Saturday, 14 June 2014



BRITISH AUTOMOBILE RACING CLUB RACE RESULT

St Cross Electronics Mono Championship - Mono Moto, Dtec, 1600 + 1800

RACE 6 - CLASSIFICATION

BULLETIN NO: 18

ISSUED: 16:08

POS	NO	CL	PIC NAME	ENTRY	LAPS	TIME	GAP	DIFF	MPH	BEST	ON	
1	3	Moto	1	Adrian WRIGHT	Gern AW3	12	15:54.889		106.58	1:17.028	12	
2	40	Moto	2	Kevin WARING	Jedi MK6	12	15:59.175	4.286	4.286	106.11	1:18.356	12
3	1	Moto	3	Jason TIMMS	Spreads RM07	12	15:59.663	4.774	0.488	106.05	1:17.049	5
4	34	Moto	4	Graham READ	Dallara F301	12	16:00.669	5.780	1.006	105.94	1:17.961	4
5	7	Moto	5	Geoff FERN	JKS TFR10	12	16:08.667	13.778	7.998	105.07	1:18.578	11
6	41	Moto	6	Jonathan REED	Jedi MK6	12	16:11.121	16.232	2.454	104.80	1:18.984	5
7	42	1800	1	Paul BRITTEN	Van Diemen RF00	12	16:59.047	1:04.158	47.926	99.87	1:22.980	5
8	81	1800	2	Malcolm COOK	Van Diemen rf83	11	15:59.068	1 Lap	1 Lap	97.27	1:25.169	7
9	6	1600	1	Mike GARDNER	Crossle 30F	11	16:18.540	1 Lap	19.472	95.34	1:25.557	7
10	11	1600	2	Leandro GUEDES	Van Diemen RF80	11	16:24.484	1 Lap	5.944	94.76	1:27.622	11
11	89	1600	3	Ted PEARSON	Crossle 32F	11	16:25.558	1 Lap	1.074	94.66	1:27.322	10
12	8	1600	4	Chris STUART	Van Diemen RF80	11	16:26.725	1 Lap	1.167	94.55	1:27.237	11
13	74	1800	3	Marcus SHEARD	Mygale SJ00	11	16:28.017	1 Lap	1.292	94.42	1:26.508	9
14	55	1600	5	Andrew COLEBROOKE	Formula Vauxhall Junior	11	16:58.118	1 Lap	30.101	91.63	1:29.867	3
15	54	1600	6	Jim TIMMS	Lola T644E	11	17:00.306	1 Lap	2.188	91.44	1:30.620	2
16	91	Dtec	1	Douglas MCLAY	Mygale SJ10	11	17:01.339	1 Lap	1.033	91.34	1:30.156	2
17	57	1600	7	Edward GUEST	Lola T640	11	17:02.987	1 Lap	1.648	91.20	1:30.751	8
18	50	1600	8	Matthew WRIGLEY	Merlyn MK20	11	17:09.040	1 Lap	6.053	90.66	1:31.268	11
19	51	1600	9	Kevin HOWELL	Ford PRS R01	10	15:55.080	2 Laps	1 Lap	88.80	1:31.660	7
20	66	1600	10	David PARKINSON	Reynard	10	16:17.883	2 Laps	22.803	86.73	1:32.877	6
21	64	Dtec	2	John WHITBOURN	Ray GRS10	8	17:18.201	4 Laps	2 Laps	65.35	1:27.529	8

NOT CLASSIFIED

DNF	28	1600		Alan FINCHAM	Van Diemen RF80	10	15:00.048	2 Laps	0.000	94.23	1:27.905	5
DNF	4	Moto		Jeremy TIMMS	Spreads RM03	0						

FASTEST LAP

3	Moto		Adrian WRIGHT	Gern AW3	12	1:17.028	110.11 mph	177.20 kph
42	1600		Paul BRITTEN	Van Diemen RF00	5	1:22.980	102.21 mph	164.49 kph
6	1600		Mike GARDNER	Crossle 30F	7	1:25.557	99.13 mph	159.54 kph
64	Dtec		John WHITBOURN	Ray GRS10	8	1:27.529	96.90 mph	155.94 kph

Weather / Track : Bright / Dry

These results are provisional until the conclusion of any judicial and technical matters.

Thruxton

Circuit Length = 2.3560 miles

Start: 15:38 Flag 15:54 End: 15:57

Clerk of Course:

Mac O 16:02

Timekeeper:

SR5

Results can be found at www.tsl-timing.com

Printed - 15:57 Saturday, 14 June 2014

ISSUED BY: The British Automobile Racing Club Ltd, Thruxton Circuit, Andover, Hampshire SP11 8PN
Tel: (01264 882200) Fax: (01264) 882233 e-mail: competitions@barc.net



BRITISH AUTOMOBILE RACING CLUB RACE RESULT

Dunlop Mini Se7en Championship

RACE 5 - CLASSIFICATION - AMENDED

BULLETIN NO: 19

ISSUED: 16:35

POS	NO	NAME	ENTRY	LAPS	TIME	GAP	DIFF	MPH	BEST	ON
1	1	Andrew DEVINY	Mini Se7en	9	18:45.652			67.81	1:39.631	6
2	4	Darren THOMAS	Mini Se7en	9	18:46.804	1.152	1.152	67.74	1:39.393	6
3	49	Ross BILLISON	Mini Se7en	9	18:47.622	1.970	0.818	67.69	1:39.788	2
4	88	Kieren MCDONALD	Mini Se7en	9	18:48.701	3.049	1.079	67.63	1:40.597	5
5	22	Graeme DAVIS	Mini Se7en	9	18:48.927	3.275	0.226	67.61	1:40.578	4
6	10	Leon WIGHTMAN	Mini Se7en	9	18:50.180	4.528	1.253	67.54	1:40.853	2
7	69	Steve TRENCH	Mini Se7en	9	18:51.107	5.455	0.927	67.48	1:41.212	5
8	59	Julian PROCTOR	Mini Se7en	9	18:53.711	8.059	2.604	67.33	1:41.922	3
9	91 *	Shaun TARLTON	Mini Se7en	9	18:53.749	8.097	0.038	67.32	1:41.283	5
10	63	David ROBINSON	Mini Se7en	9	18:54.725	9.073	0.976	67.27	1:44.878	3
11	92	Kevin O'SHEA	Mini Se7en	9	18:55.411	9.759	0.686	67.23	1:44.797	2
12	60	Malcolm KEAT	Mini Se7en	9	18:57.785	12.133	2.374	67.09	1:44.307	2
13	47	Kelvin EDGAR	Mini Se7en	9	18:59.235	13.583	1.450	67.00	1:45.317	2
14	73	Spencer WANSTALL	Mini Se7en	9	19:00.506	14.854	1.271	66.93	1:39.729	6

NOT CLASSIFIED

DNF	5	Ashley DAVIES	Mini Se7en	6	10:08.075	3 Laps	3 Laps	83.68	1:39.416	2
DNF	35	Paul SPARK	Mini Se7en	6	10:08.363	3 Laps	0.288	83.65	1:39.296	6

FASTEST LAP

	35	Paul SPARK	Mini Se7en	6	1:39.296			85.41 mph	137.46 kph	
--	----	------------	------------	---	----------	--	--	-----------	------------	--

Car 91 - 1 second penalty added to race time - Contravention of regulation C2.3 - Gaining unfair advantage

Weather / Track : Sunny / Dry


These results are provisional until the conclusion of any judicial and technical matters.

Thruxton

Circuit Length = 2.3560 miles

Start: 15:02 Flag 15:21 End: 15:25

Clerk Of Course :

 16.15

Timekeeper :



Results can be found at www.tsl-timing.com

Printed - 16:09 Saturday, 14 June 2014

ISSUED BY: The British Automobile Racing Club Ltd, Thruxton Circuit, Andover, Hampshire SP11 8PN
Tel: (01264 882200) Fax: (01264) 882233 e-mail: competitions@barc.net



BRITISH AUTOMOBILE RACING CLUB RACE RESULT

Dunlop Mini Miglia Championship RACE 7 - CLASSIFICATION

BULLETIN NO: 20

ISSUED: 16:36

POS	NO	NAME	ENTRY	LAPS	TIME	GAP	DIFF	MPH	BEST	ON
1	23	Rupert DEETH	Mini Miglia	10	15:17.533			92.43	1:30.270	3
2	11	Kane ASTIN	Mini Miglia	10	15:22.461	4.928	4.928	91.94	1:30.081	2
3	69	Tony LEMAY	Mini Miglia	10	15:23.415	5.882	0.954	91.85	1:30.697	3
4	47	James COULSON	Mini Miglia	10	15:23.874	6.341	0.459	91.80	1:30.112	3
5	88	Daniel WHEELER	Mini Miglia	10	15:24.463	6.930	0.589	91.74	1:29.718	2
6	21	Aaron SMITH	Mini Miglia	10	15:27.878	10.345	3.415	91.40	1:30.496	2
7	85	Sam SUMMERHAYES	Mini Miglia	10	15:50.101	32.568	22.223	89.27	1:31.164	2
8	113	Rob PERKINS (SAT)	Mini Miglia	10	15:51.528	33.995	1.427	89.13	1:32.173	2

NOT CLASSIFIED

DNF	72	Robert HOWARD	Mini Miglia	7	10:50.029	3 Laps	3 Laps	91.33	1:31.214	4
DNF	29	Dave DREW	Mini Miglia	7	11:12.111	3 Laps	22.082	88.33	1:30.738	3
DNF	8	Colin PEACOCK	Mini Miglia	5	7:44.955	5 Laps	2 Laps	91.20	1:30.489	3

FASTEST LAP

88	Daniel WHEELER	Mini Miglia	2	1:29.718	94.53 mph	152.14 kph
----	----------------	-------------	---	----------	-----------	------------

Weather / Track : Bright / Dry

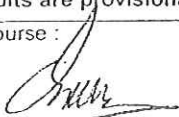
These results are provisional until the conclusion of any judicial and technical matters.

Thruxton

Circuit Length = 2.3560 miles

Start: 16:07 Flag 16:23 End: 16:23

Clerk Of Course :

 16.30

Timekeeper :



Results can be found at www.tsl-timing.com

Printed - 16:24 Saturday, 14 June 2014



BRITISH AUTOMOBILE RACING CLUB RACE RESULT

Britcar Trophy Series

RACE 8 - CLASSIFICATION

BULLETIN NO: 21

ISSUED: 17:19

POS	NO	CL	PIC NAME	ENTRY	LAPS	TIME	GAP	DIFF	MPH	BEST	ON
1	29	2	1 Steve GLYNN	TVR Sagaris V8	20	29:18.046			96.48	1:22.953	18
2	46	3	1 James MACINTYRE-URE	BMW E46 M3	20	29:22.606	4.560	4.560	96.23	1:24.210	13
3	30	3	2 Martin SCHIELE	BMW E36 M3	20	29:29.812	11.766	7.206	95.84	1:24.223	4
4	96	4	1 Nick HOLDEN	Aerial Atom	20	30:14.496	56.450	44.684	93.48	1:26.475	3
5	88	4	2 Chris VALENTINE	Porsche Boxter	18	30:00.299	2 Laps	2 Laps	84.80	1:33.621	16
6	76	5	1 Alyn JAMES	Honda Civic Type R	12	30:15.486	8 Laps	6 Laps	56.06	1:30.412	11

FASTEST LAP

29	2	Steve GLYNN	TVR Sagaris V8	18	1:22.953	102.24 mph	164.54 kph
46	3	James MACINTYRE-URE	BMW E46 M3	13	1:24.210	100.71 mph	162.09 kph
96	4	Nick HOLDEN	Aerial Atom	3	1:26.475	98.08 mph	157.84 kph
76	5	Alyn JAMES	Honda Civic Type R	11	1:30.412	93.81 mph	150.97 kph

Weather / Track : Sunny / Dry

These results are provisional until the conclusion of any judicial and technical matters.

Clerk Of Course :

Timekeeper :

Results can be found at www.tsl-timing.com

Thruxton
Circuit Length = 2.3560 miles
Start: 16:39 Flag 17:08 End: 17:09

Printed - 17:10 Saturday, 14 June 2014



BRITISH AUTOMOBILE RACING CLUB RACE RESULT

British Truck Racing Association Championship

RACE 9 - CLASSIFICATION

BULLETIN NO: 22

ISSUED: 17:51

POS	NO	CL	PIC NAME	ENTRY	LAPS	TIME	GAP	DIFF	MPH	BEST	ON
1	9	1	1 Christopher LEVETT	Renault Premium MKR	10	17:07.279			82.56	1:39.214	2
2	1	1	2 Matt SUMMERFIELD	MAN TGX	10	17:08.629	1.350	1.350	82.45	1:39.453	2
3	69	1	3 David JENKINS	MAN TGX	10	17:09.190	1.911	0.561	82.41	1:39.741	2
4	33	1	4 Steven THOMAS	MAN TGA	10	17:14.398	7.119	5.208	81.99	1:40.603	5
5	7	1	5 Stuart OLIVER	SCANIA P1150	10	17:17.099	9.820	2.701	81.78	1:40.746	7
6	95	1	6 Richard COLLETT	MAN TGX	10	17:32.678	25.399	15.579	80.57	1:42.161	3
7	55	2	1 Graham POWELL	Renault MACK	10	17:35.359	28.080	2.681	80.36	1:43.479	3
8	25	1	7 Ben HORNE	MAN TGA	10	17:36.267	28.988	0.908	80.29	1:40.871	2
9	89	2	2 Simon REID	Iveco Stralis	10	17:41.063	33.784	4.796	79.93	1:44.479	2
10	88	2	3 Ryan SMITH	Sisu	10	17:41.479	34.200	0.416	79.90	1:44.315	2
11	3	2	4 Steven POWELL	Foden Alfa	10	17:45.321	38.042	3.842	79.61	1:44.821	8
12	29	2	5 Steve ROTHIERY	Foden	10	17:46.389	39.110	1.068	79.53	1:45.325	2
13	11	1	8 David SMITH	Renault Premium	10	17:46.431	39.152	0.042	79.53	1:42.982	5
14	5	2	6 Adam BINT	Volvo White	10	18:07.391	1:00.112	20.960	77.99	1:46.076	2
15	87	2	7 Ryan COLSON	Iveco Atkinson	10	18:29.352	1:22.073	21.961	76.45	1:48.750	2

FASTEST LAP

9	1	Christopher LEVETT	Renault Premium MKR	2	1:39.214	85.48 mph	137.57 kph
55	2	Graham POWELL	Renault MACK	3	1:43.479	81.96 mph	131.90 kph

Weather / Track : Bright / Dry


These results are provisional until the conclusion of any judicial and technical matters.

Thruxton

Circuit Length = 2.3560 miles

Start: 17:22 Flag 17:39 End: 17:41

Clerk Of Course:

 1747

Timekeeper:



Results can be found at www.tsl-timing.com

Printed - 17:41 Saturday, 14 June 2014



BRITISH AUTOMOBILE RACING CLUB

RACE RESULT

Dunlop Mini Se7en Championship

RACE 10 - RESTART - CLASSIFICATION

BULLETIN NO: 33

ISSUED: 12:22

POS	NO	NAME	ENTRY	LAPS	TIME	GAP	DIFF	MPH	BEST	ON
1	4	Darren THOMAS	Mini Se7en	8	13:20.438			84.76	1:38.221	5
2	35	Paul SPARK	Mini Se7en	8	13:21.330	0.892	0.892	84.67	1:38.508	6
3	1	Andrew DEVINY	Mini Se7en	8	13:21.459	1.021	0.129	84.66	1:38.880	6
4	5	Ashley DAVIES	Mini Se7en	8	13:22.416	1.978	0.957	84.56	1:38.456	6
5	10	Leon WIGHTMAN	Mini Se7en	8	13:29.766	9.328	7.350	83.79	1:39.486	2
6	88	Kieren MCDONALD	Mini Se7en	8	13:31.249	10.811	1.483	83.64	1:39.457	2
7	69	Steve TRENCH	Mini Se7en	8	13:40.975	20.537	9.726	82.64	1:40.046	2
8	47	Kelvin EDGAR	Mini Se7en	8	14:02.875	42.437	21.900	80.50	1:44.030	2
9	60	Malcolm KEAT	Mini Se7en	8	14:03.356	42.918	0.481	80.45	1:44.126	5
10	92	Kevin O'SHEA	Mini Se7en	8	14:17.542	57.104	14.186	79.12	1:45.475	3

NOT CLASSIFIED

DNF	22	Graeme DAVIS	Mini Se7en	6	10:08.013	2 Laps	2 Laps	83.69	1:39.420	2
DNF	59	Julian PROCTOR	Mini Se7en	0						
DNF	63	David ROBINSON	Mini Se7en	0						
DNF	49	Ross BILLISON	Mini Se7en	0						
DNF	73	Spencer WANSTALL	Mini Se7en	0						
DNF	91	Shaun TARLTON	Mini Se7en	0						

FASTEST LAP

	4	Darren THOMAS	Mini Se7en	5	1:38.221			86.35 mph	138.97 kph	
--	---	---------------	------------	---	----------	--	--	-----------	------------	--

No faster laps in part one

Weather / Track : Cloudy / Dry

These results are provisional until the conclusion of any judicial and technical matters.

Thruxton

Circuit Length = 2.3560 miles

Start: 11:58 Flag 12:11 End: 12:12

Clerk Of Course :

D. MacC 12:17

Timekeeper :

JB

Results can be found at www.tsl-timing.com

Printed - 12:13 Sunday, 15 June 2014



BRITISH AUTOMOBILE RACING CLUB RACE RESULT

British Truck Racing Association Championship

RACE 11 - CLASSIFICATION

BULLETIN NO: 34

ISSUED: 13:03

POS	NO	CL	PIC NAME	ENTRY	LAPS	TIME	GAP	DIFF	MPH	BEST	ON
1	9	1	1 Christopher LEVETT	Renault Premium MKR	10	17:19.448			81.59	1:39.400	2
2	69	1	2 David JENKINS	MAN TGX	10	17:20.890	1.442	1.442	81.48	1:39.706	3
3	7	1	3 Stuart OLIVER	SCANIA P1150	10	17:25.264	5.816	4.374	81.14	1:40.277	2
4	33	1	4 Steven THOMAS	MAN TGA	10	17:32.236	12.788	6.972	80.60	1:40.591	3
5	25	1	5 Ben HORNE	MAN TGA	10	17:34.029	14.581	1.793	80.46	1:40.814	3
6	55	2	1 Graham POWELL	Renault MACK	10	17:34.123	14.675	0.094	80.46	1:42.813	7
7	1	1	6 Matt SUMMERFIELD	MAN TGX	10	17:34.264	14.816	0.141	80.45	1:40.061	2
8	95	1	7 Richard COLLETT	MAN TGX	10	17:36.305	16.857	2.041	80.29	1:40.573	2
9	88	2	2 Ryan SMITH	Sisu	10	17:38.897	19.449	2.592	80.09	1:44.034	5
10	3	2	3 Steven POWELL	Foden Alfa	10	17:44.379	24.931	5.482	79.68	1:44.997	9
11	11	1	8 David SMITH	Renault Premium	10	17:49.881	30.433	5.502	79.27	1:42.026	4
12	89	2	4 Simon REID	Iveco Stralis	10	17:58.893	39.445	9.012	78.61	1:45.832	6
13	5	2	5 Adam BINT	Volvo White	10	18:00.336	40.888	1.443	78.50	1:45.372	4
14	29	2	6 Steve ROTHERY	Foden	10	18:00.616	41.168	0.280	78.48	1:45.339	10

NOT CLASSIFIED

DNF	87	2	Ryan COLSON	Iveco Atkinson	4	7:28.285	6 Laps	6 Laps	75.68	1:49.838	4
-----	----	---	-------------	----------------	---	----------	--------	--------	-------	----------	---

FASTEST LAP

	9	1	Christopher LEVETT	Renault Premium MKR	2	1:39.400			85.32 mph	137.32 kph	
	55	2	Graham POWELL	Renault MACK	7	1:42.813			82.49 mph	132.76 kph	

GRID ON REVERSE

Thruxton


Circuit Length = 2.3560 miles

Start: 12:28 Flag 12:46 End: 12:47

Weather / Track : Cloudy / Dry

These results are provisional until the conclusion of any judicial and technical matters.

Clerk Of Course:

 1255

Timekeeper:



Results can be found at www.tsl-timing.com

Printed - 12:47 Sunday, 15 June 2014

ISSUED BY: The British Automobile Racing Club Ltd, Thruxton Circuit, Andover, Hampshire SP11 8PN
Tel: (01264 882200) Fax: (01264) 882233 e-mail: competitions@barc.net



BRITISH AUTOMOBILE RACING CLUB

RACE RESULT

Dunlop Mini Miglia Championship

RACE 12 - CLASSIFICATION

BULLETIN NO: 35

ISSUED: 13:26

POS	NO	NAME	ENTRY	LAPS	TIME	GAP	DIFF	MPH	BEST	ON
1	11	Kane ASTIN	Mini Miglia	10	15:07.133			93.49	1:27.947	10
2	88	Daniel WHEELER	Mini Miglia	10	15:09.759	2.626	2.626	93.22	1:29.892	8
3	23	Rupert DEETH	Mini Miglia	10	15:10.000	2.867	0.241	93.20	1:29.936	7
4	8	Colin PEACOCK	Mini Miglia	10	15:16.445	9.312	6.445	92.54	1:30.225	3
5	29	Dave DREW	Mini Miglia	10	15:16.728	9.595	0.283	92.52	1:30.669	8
6	85	Sam SUMMERHAYES	Mini Miglia	10	15:35.224	28.091	18.496	90.69	1:31.943	5
7	72	Robert HOWARD	Mini Miglia	10	15:35.413	28.280	0.189	90.67	1:32.052	7
8	118	Jason BURGESS (SUN)	Mini Miglia	10	15:48.947	41.814	13.534	89.37	1:33.608	4
NOT CLASSIFIED										
DNF	21	Aaron SMITH	Mini Miglia	6	9:09.643	4 Laps	4 Laps	92.58	1:30.118	4
DNF	69	Tony LEMAY	Mini Miglia	5	7:51.585	5 Laps	1 Lap	89.92	1:31.006	2
DNF	47	James COULSON	Mini Miglia	2	3:06.187	8 Laps	3 Laps	91.10	1:30.549	2
FASTEST LAP										
	11	Kane ASTIN	Mini Miglia	10	1:27.947		96.44 mph		155.20 kph	

Weather / Track : Cloudy / Dry

These results are provisional until the conclusion of any judicial and technical matters.

Thruxton

Circuit Length = 2.3560 miles

Start: 12:58 Flag 13:13 End: 13:14

Derk Of Course :

[Signature] 1322

Timekeeper :

[Signature]

Results can be found at www.tsl-timing.com

Printed - 13:14 Sunday, 15 June 2014

ISSUED BY: The British Automobile Racing Club Ltd, Thruxton Circuit, Andover, Hampshire SP11 8PN
 Tel: (01264 882200) Fax: (01264) 882233 e-mail: competitions@barc.net



BRITISH AUTOMOBILE RACING CLUB RACE RESULT

Luna Logistics FF1600 Championship

RACE 13 - CLASSIFICATION

BULLETIN NO: 36

ISSUED: 13:58

POS	NO	CL	PIC NAME	ENTRY	LAPS	TIME	GAP	DIFF	MPH	BEST	ON
1	6	A	1 Mike GARDNER	Crossle 30F	14	20:09.365			98.18	1:25.165	11
2	49	S	1 Andrew SMITH	Van Diemen FA73	14	20:09.845	0.480	0.480	98.14	1:25.036	11
3	5	A	2 Simon DAVEY	Van Diemen RF80	14	20:25.047	15.682	15.202	96.92	1:26.220	11
4	34	A	3 Colin WILLIAMS	PRS RH01	14	20:40.761	31.396	15.714	95.70	1:26.399	11
5	81	A	4 Kevin MANSELL	Crossle Formula Ford	14	20:41.248	31.883	0.487	95.66	1:27.305	7
6	8	A	5 Chris STUART	Van Diemen RF80	14	20:41.455	32.090	0.207	95.64	1:27.065	13
7	84	A	6 Stephen COLLYER	Crossle 32F	14	20:46.290	36.925	4.835	95.27	1:27.288	14
8	55	A	7 Roger NEWMAN	Van Diemen RF80	14	20:46.542	37.177	0.252	95.25	1:27.023	11
9	13	A	8 Stuart KESTENBAUM	Van Diemen RF79	14	21:01.773	52.408	15.231	94.10	1:26.523	11
10	28	A	9 Alan FINCHAM	Van Diemen RF80	14	21:03.200	53.835	1.427	94.00	1:27.348	14
11	7	A	10 Jon NASH	Ford Van Diemen	14	21:03.983	54.618	0.783	93.94	1:27.960	13
12	27	A	11 Steve PEARCE	Van Diemen RF78	14	21:22.905	1:13.540	18.922	92.55	1:28.564	13
13	3	S	2 Ian JEARY	Dulon LD9	14	21:24.080	1:14.715	1.175	92.47	1:29.342	13
14	16	A	12 Graham TERRY	Van Diemen RF80	14	22:12.426	2:03.061	48.346	89.11	1:30.635	13
15	18	A	13 Paul HUBBARD	Crossle M25F	14	22:19.966	2:10.601	7.540	88.61	1:30.172	13
16	50	S	3 Matthew WRIGLEY	Merlyn MK20	14	22:21.664	2:12.299	1.698	88.50	1:29.977	13
17	51	A	14 Kevin HOWELL	Ford PRS R01	13	20:21.295	1 Lap	1 Lap	90.28	1:31.152	8
18	85	S	4 Charlie GREENWOOD	Dulon MP15	13	20:51.600	1 Lap	30.305	88.09	1:31.887	10
19	52	A	15 Rupert HOWE	Royale RP26	12	20:16.610	2 Laps	1 Lap	83.65	1:34.990	12

NOT CLASSIFIED

DNF	11	S	Michael SAUNDERS	Hawke DL11	8	13:51.741	6 Laps	4 Laps	81.57	1:39.694	8
DNF	69	S	Dave LOWE	Lotus 69	3	19:32.887	11 Laps	5 Laps	21.69		
DNF	1	A	Leandro GUEDES	Van Diemen RF80	0						
DNF	89	A	Ted PEARSON	Crossle 32F	0						

FASTEST LAP

49	S	Andrew SMITH	Van Diemen FA73	11	1:25.036	99.74 mph	160.51 kph
6	A	Mike GARDNER	Crossle 30F	11	1:25.165	99.59 mph	160.27 kph

GRID ON REVERSE

Thruxton

Circuit Length = 2.3560 miles

Start: 13:25 Flag 13:45 End: 13:48

Weather / Track : Cloudy / Dry
These results are provisional until the conclusion of any judicial and technical matters.

Stewards Of Course :

Stewartson 1355

Timekeeper :

[Signature]

Results can be found at www.tsl-timing.com

Printed - 13:49 Sunday, 15 June 2014

ISSUED BY: The British Automobile Racing Club Ltd, Thruxton Circuit, Andover, Hampshire SP11 8PN
Tel: (01264 882200) Fax: (01264) 882233 e-mail: competitions@barc.net



BRITISH AUTOMOBILE RACING CLUB RACE RESULT

Dunlop Mini Miglia Championship

RACE 12 - CLASSIFICATION - AMENDED

BULLETIN NO: 36 37

ISSUED: 15:03

POS	NO	NAME	ENTRY	LAPS	TIME	GAP	DIFF	MPH	BEST	ON
1	11 *	Kane ASTIN	Mini Miglia	10	15:09.133			93.29	1:29.987	6
2	88	Daniel WHEELER	Mini Miglia	10	15:09.759	0.626	0.626	93.22	1:29.892	8
3	23	Rupert DEETH	Mini Miglia	10	15:10.000	0.867	0.241	93.20	1:29.936	7
4	8	Colin PEACOCK	Mini Miglia	10	15:16.445	7.312	6.445	92.54	1:30.225	3
5	29	Dave DREW	Mini Miglia	10	15:16.728	7.595	0.283	92.52	1:30.669	8
6	85	Sam SUMMERHAYES	Mini Miglia	10	15:35.224	26.091	18.496	90.69	1:31.943	5
7	72	Robert HOWARD	Mini Miglia	10	15:35.413	26.280	0.189	90.67	1:32.052	7
8	118	Jason BURGESS (SUN)	Mini Miglia	10	15:48.947	39.814	13.534	89.37	1:33.608	4
NOT CLASSIFIED										
DNF	21	Aaron SMITH	Mini Miglia	6	9:09.643	4 Laps	4 Laps	92.58	1:30.118	4
DNF	69	Tony LEMAY	Mini Miglia	5	7:51.585	5 Laps	1 Lap	89.92	1:31.006	2
DNF	47	James COULSON	Mini Miglia	2	3:06.187	8 Laps	3 Laps	91.10	1:30.549	2

FASTEST LAP

88	Daniel WHEELER	Mini Miglia	8	1:29.892	94.35 mph	151.84 kph
----	----------------	-------------	---	----------	-----------	------------

Car 11 - 2 second penalty added to race time (B.29) - Contravention of regulation C(d)13. Fastest lap disallowed (cutting chicane)

Weather / Track : Cloudy / Dry

These results are provisional until the conclusion of any judicial and technical matters.

Thruxton

Circuit Length = 2.3560 miles

Start: 12:58 Flag 13:13 End: 13:14

Clerk Of Course:

Timekeeper:

11656

Results can be found at www.tsl-timing.com

Printed - 14:20 Sunday, 15 June 2014

ISSUED BY: The British Automobile Racing Club Ltd, Thruxton Circuit, Andover, Hampshire SP11 8PN
Tel: (01264 882200) Fax: (01264) 882233 e-mail: competitions@barc.net



BRITISH AUTOMOBILE RACING CLUB RACE RESULT

British Truck Racing Association Championship

RACE 14 - CLASSIFICATION

BULLETIN NO: 38

ISSUED: 15:05

POS	NO	CL	PIC NAME	ENTRY	LAPS	TIME	GAP	DIFF	MPH	BEST	ON
1	55	2	1 Graham POWELL	Renault MACK	10	17:24.431			81.20	1:42.867	8
2	88	2	2 Ryan SMITH	Sisu	10	17:29.108	4.677	4.677	80.84	1:43.001	6
3	89	2	3 Simon REID	Iveco Stralis	10	17:29.640	5.209	0.532	80.80	1:43.577	6
4	1	1	1 Matt SUMMERFIELD	MAN TGX	10	17:31.060	6.629	1.420	80.69	1:40.431	4
5	33	1	2 Steven THOMAS	MAN TGA	10	17:31.646	7.215	0.586	80.65	1:39.481	5
6	9	1	3 Christopher LEVETT	Renault Premium MKR	10	17:31.864	7.433	0.218	80.63	1:39.147	5
7	3	2	4 Steven POWELL	Foden Alfa	10	17:33.572	9.141	1.708	80.50	1:43.900	5
8	29	2	5 Steve ROTHERY	Foden	10	17:47.847	23.416	14.275	79.42	1:45.319	4
9	5	2	6 Adam BINT	Volvo White	10	17:48.815	24.384	0.968	79.35	1:45.431	6
10	69	1	4 David JENKINS	MAN TGX	10	17:58.308	33.877	9.493	78.65	1:41.522	2
11	7	1	5 Stuart OLIVER	SCANIA P1150	10	18:05.602	41.171	7.294	78.12	1:41.146	2
12	87	2	7 Ryan COLSON	Iveco Atkinson	10	18:50.073	1:25.642	44.471	75.05	1:49.991	8

NOT CLASSIFIED

DNF	11	1	David SMITH	Renault Premium	6	13:18.896	4 Laps	4 Laps	63.69	1:43.209	6
DNF	25	1	Ben HORNE	MAN TGA	4	7:30.372	6 Laps	2 Laps	75.32	1:41.569	3
DNF	95	1	Richard COLLETT	MAN TGX	3	6:19.716	7 Laps	1 Lap	67.01	1:48.769	2

FASTEST LAP

	9	1	Christopher LEVETT	Renault Premium MKR	5	1:39.147			85.54 mph	137.67 kph	
	55	2	Graham POWELL	Renault MACK	8	1:42.867			82.45 mph	132.69 kph	

GRID ON REVERSE

Weather / Track : Cloudy / Dry

These results are provisional until the conclusion of any judicial and technical matters.

Thruxton

Circuit Length = 2.3560 miles

Start: 14:34 Flag 14:51 End: 14:52

Clerk Of Course :

 14:50

Timekeeper :



Results can be found at www.tsl-timing.com

Printed - 14:53 Sunday, 15 June 2014

ISSUED BY: The British Automobile Racing Club Ltd, Thruxton Circuit, Andover, Hampshire SP11 8PN
Tel: (01264 882200) Fax: (01264) 882233 e-mail: competitions@barc.net



PICKUP TRUCK RACING CHAMPIONSHIP
THRUXTON 14 & 15 JUNE 2014 ROUND 7 & 8

Pickup Truck Racing Championship

RACE 15 - CLASSIFICATION

BULLETIN NO: 39

ISSUED: 15:43

POS	NO	NAME	ENTRY	LAPS	TIME	GAP	DIFF	MPH	BEST	ON
1	93	Michael SMITH	Pickup Truck	16	22:55.170			98.68	1:25.022	9
2	8	David O'REGAN	Pickup Truck	16	22:55.854	0.684	0.684	98.63	1:24.926	8
3	4	Pete STEVENS	Pickup Truck	16	22:57.151	1.981	1.297	98.54	1:25.099	4
4	23	David LONGHURST	Pickup Truck	16	22:58.513	3.343	1.362	98.44	1:25.182	9
5	22	Nic GRINDROD	Pickup Truck	16	22:59.432	4.262	0.919	98.37	1:25.221	5
6	12	Paul TOMPKINS	Pickup Truck	16	23:16.539	21.369	17.107	97.17	1:26.080	4
7	82	Paul JONES	Pickup Truck	16	23:16.695	21.525	0.156	97.16	1:26.179	13
8	95	Gavin MURRAY	Pickup Truck	16	23:18.020	22.850	1.325	97.06	1:25.594	10
9	65	Mark WILLIS	Pickup Truck	16	23:20.933	25.763	2.913	96.86	1:26.096	9
10	37	Neil TRESSLER	Pickup Truck	16	23:34.091	38.921	13.158	95.96	1:26.393	10
11	9	Pete WILKINSON	Pickup Truck	16	23:34.809	39.639	0.718	95.91	1:25.821	16
12	51	Freddie LEE	Pickup Truck	16	24:10.039	1:14.869	35.230	93.58	1:26.596	3
13	20	Charlie WEAVER	Pickup Truck	15	23:05.351	1 Lap	1 Lap	91.83	1:25.742	4
14	90	Nigel PIKE	Pickup Truck	15	23:07.878	1 Lap	2.527	91.66	1:28.635	2
15	50	Geoff DIXON	Pickup Truck	15	23:10.879	1 Lap	3.001	91.47	1:31.002	11
16	1	Anthony HAWKINS	Pickup Truck	15	23:31.018	1 Lap	20.139	90.16	1:26.378	7

FASTEST LAP

8	David O'REGAN	Pickup Truck	8	1:24.926	99.87 mph	160.72 kph
---	---------------	--------------	---	----------	-----------	------------

Weather / Track : Cloudy / Dry

These results are provisional until the conclusion of any judicial and technical matters.

Thrupton

Circuit Length = 2,3560 miles

Start: 15:11 Flag 15:34 End: 15:35

Clerk Of Course :

Michael Smith 1337

Timekeeper :

[Signature]

Results can be found at www.tsl-timing.com

Printed - 15:35 Sunday, 15 June 2014



BRITISH AUTOMOBILE RACING CLUB RACE RESULT

St Cross Electronics Mono Championship - Mono 2000 + Classic

RACE 16 - CLASSIFICATION

BULLETIN NO: 41

ISSUED: 16:13

POS	NO	CL	PIC NAME	ENTRY	LAPS	TIME	GAP	DIFF	MPH	BEST	ON
1	18	2000	1 Dave GILLETT	Dallara F398	12	15:08.846			111.98	1:14.043	10
2	6	2000	2 Peter VENN	Dallara F399	12	15:10.128	1.282	1.282	111.82	1:14.720	12
3	82	2000	3 Ben CATER	Dallara F301	12	15:13.089	4.243	2.961	111.46	1:13.911	7
4	3	2000	4 Malcolm SCOTT	Dallara F398	12	15:15.735	6.889	2.646	111.14	1:14.845	4
5	5	2000	5 Russ GILES	Dallara F398	12	15:20.098	11.252	4.363	110.61	1:14.981	5
6	1	2000	6 Robbie WATTS	Lola F106/03	12	15:20.370	11.524	0.272	110.58	1:15.232	3
7	2	2000	7 Kevan MCLURG	Dallara F399	12	15:29.850	21.004	9.480	109.45	1:14.709	8
8	55	CL	1 Daniel HANDS	Van Diemen 01	12	15:49.252	40.406	19.402	107.22	1:16.103	6
9	26	2000	8 Bryn TOOTELL	Dallara F398	12	16:00.352	51.506	11.100	105.98	1:16.999	7
10	39	2000	9 David GAMBLING	Dallara F302	12	16:01.614	52.768	1.262	105.84	1:17.080	4
11	99	CL	2 Nigel DAVIES	Van Diemen RF99	12	16:10.037	1:01.191	8.423	104.92	1:18.591	4
12	9	CL	3 Shane KELLY	Van Diemen FR	12	16:11.903	1:03.057	1.866	104.72	1:18.736	4
13	36	CL	4 Mike HATTON	Vauxhall Lotus	12	16:15.715	1:06.869	3.812	104.31	1:19.626	6
14	21	CL	5 Alistair BELL	Reynard 883	12	16:25.537	1:16.691	9.822	103.27	1:19.517	11
15	43	CL	6 Louis WATTS	Van Diemen FX02	12	16:27.780	1:18.934	2.243	103.03	1:19.733	10
16	10	2000	10 Neil HARRISON	Dallara F302	12	16:29.540	1:20.694	1.760	102.85	1:17.633	4
17	45	CL	7 Henry FRYER	Formula Renault Tatuus	11	15:11.373	1 Lap	1 Lap	102.37	1:19.946	10
18	12	CL	8 Peter WHITMORE	Reynard 913	11	15:23.890	1 Lap	12.517	100.98	1:21.893	8
19	34	CL	9 Andrew BARRON	Vauxhall Lotus	11	15:24.462	1 Lap	0.572	100.92	1:21.535	11
20	25	CL	10 Kevin COULING	Renault Tatuus RC97	10	15:22.500	2 Laps	1 Lap	91.94	1:28.084	4

FASTEST LAP

82	2000	Ben CATER	Dallara F301	7	1:13.911	114.75 mph	184.67 kph
55	CL	Daniel HANDS	Van Diemen 01	6	1:16.103	111.44 mph	179.35 kph

Weather / Track : Cloudy / Dry

These results are provisional until the conclusion of any judicial and technical matters.

Thruxton

Circuit Length = 2.3560 miles

Start: 15:46 Flag 16:01 End: 16:03

Clerk Of Course :

Mac. O' 16:09

Timekeeper :

[Signature]

Results can be found at www.tsl-timing.com

Printed - 16:03 Sunday, 15 June 2014

ISSUED BY: The British Automobile Racing Club Ltd, Thruxton Circuit, Andover, Hampshire SP11 8PN
Tel: (01264 882200) Fax: (01264) 882233 e-mail: competitions@barc.net



BRITISH AUTOMOBILE RACING CLUB RACE RESULT

Luna Logistics FF1600 Championship

RACE 17 - CLASSIFICATION

BULLETIN NO: 44

ISSUED: 16:49

POS	NO	CL	PIC NAME	ENTRY	LAPS	TIME	GAP	DIFF	MPH	BEST	ON
1	49	S	1 Andrew SMITH	Van Diemen FA73	14	20:22.192			97.15	1:26.086	2
2	6	A	1 Mike GARDNER	Crossle 30F	14	20:24.963	2.771	2.771	96.93	1:24.668	4
3	13	A	2 Stuart KESTENBAUM	Van Diemen RF79	14	20:28.980	6.788	4.017	96.61	1:25.550	14
4	5	A	3 Simon DAVEY	Van Diemen RF80	14	20:29.531	7.339	0.551	96.57	1:26.388	13
5	81	A	4 Kevin MANSELL	Crossle Formula Ford	14	20:30.217	8.025	0.686	96.52	1:26.185	5
6	8	A	5 Chris STUART	Van Diemen RF80	14	20:31.764	9.572	1.547	96.40	1:26.573	4
7	55	A	6 Roger NEWMAN	Van Diemen RF80	14	20:31.839	9.647	0.075	96.39	1:26.663	6
8	27	A	7 Steve PEARCE	Van Diemen RF78	14	20:35.702	13.510	3.863	96.09	1:26.365	14
9	1	A	8 Leandro GUEDES	Van Diemen RF80	14	20:36.472	14.280	0.770	96.03	1:25.588	14
10	89	A	9 Ted PEARSON	Crossle 32F	14	20:40.179	17.987	3.707	95.74	1:26.733	8
11	84	A	10 Stephen COLLYER	Crossle 32F	14	20:40.479	18.287	0.300	95.72	1:27.102	5
12	7	A	11 Jon NASH	Ford Van Diemen	14	20:44.701	22.509	4.222	95.39	1:26.969	7
13	28	A	12 Alan FINCHAM	Van Diemen RF80	14	20:45.216	23.024	0.515	95.35	1:26.571	11
14	3	S	2 Ian JEARY	Dulon LD9	14	21:18.448	56.256	33.232	92.88	1:28.875	3
15	18	A	13 Paul HUBBARD	Crossle M25F	14	21:35.296	1:13.104	16.848	91.67	1:30.214	11
16	50	S	3 Matthew WRIGLEY	Merlyn MK20	14	21:35.449	1:13.257	0.153	91.66	1:29.797	12
17	51 *	A	14 Kevin HOWELL	Ford PRS R01	14	21:46.264	1:24.072	10.815	90.90	1:30.029	13
18	16	A	15 Graham TERRY	Van Diemen RF80	14	22:00.884	1:38.692	14.620	89.89	1:30.260	11
19	85	S	4 Charlie GREENWOOD	Dulon MP15	13	21:21.769	1 Lap	1 Lap	86.02	1:30.349	6
20	11	S	5 Michael SAUNDERS	Hawke DL11	13	21:49.694	1 Lap	27.925	84.18	1:38.835	6

NOT CLASSIFIED

DNF	52	A	Rupert HOWE	Royale RP26	7	11:17.349	7 Laps	6 Laps	87.65	1:32.908	6
DNF	69	S	Dave LOWE	Lotus 69	1	3:01.214	13 Laps	6 Laps	46.80		

FASTEST LAP

	6	A	Mike GARDNER	Crossle 30F	4	1:24.668			100.17 mph	161.21 kph	
	49	S	Andrew SMITH	Van Diemen FA73	2	1:26.086			98.52 mph	158.56 kph	

Car 51 - 10 second penalty - out of position start

Thruxton
Circuit Length = 2.3560 miles
Start: 16:13 Flag 16:33 End: 16:35

Weather / Track : Cloudy / Dry

These results are provisional until the conclusion of any judicial and technical matters.

Clerk Of Course :

D. Patman 1639

Timekeeper :

S/S

Results can be found at www.tsl-timing.com

Printed - 16:36 Sunday, 15 June 2014

ISSUED BY: The British Automobile Racing Club Ltd, Thruxton Circuit, Andover, Hampshire SP11 8PN
Tel: (01264 882200) Fax: (01264) 882233 e-mail: competitions@barc.net



BRITISH AUTOMOBILE RACING CLUB RACE RESULT

St Cross Electronics Mono Championship - Mono Moto, Dtec, 1600 + 1800

RACE 18 - CLASSIFICATION

BULLETIN NO: 45

ISSUED: 17:10

POS	NO	CL	PIC	NAME	ENTRY	LAPS	TIME	GAP	DIFF	MPH	BEST	ON
1	4	Moto	1	Jeremy TIMMS	Spreads RM03	12	15:16.152			111.09	1:14.412	7
2	1	Moto	2	Jason TIMMS	Spreads RM07	12	15:30.931	14.779	14.779	109.33	1:15.628	3
3	40	Moto	3	Kevin WARING	Jedi MK6	12	15:37.395	21.243	6.464	108.57	1:15.807	4
4	34 *	Moto	4	Graham READ	Dallara F301	12	16:07.404	51.252	30.009	105.20	1:15.602	11
5	42	1800	1	Paul BRITTEN	Van Diemen RF00	12	16:33.456	1:17.304	26.052	102.44	1:21.300	7
6	64	Dtec	1	John WHITBOURN	Ray GRS10	11	15:59.916	1 Lap	1 Lap	97.19	1:25.801	10
7	74	1800	2	Marcus SHEARD	Mygale SJ00	11	16:10.444	1 Lap	10.528	96.13	1:26.637	10
8	55 *	1600	1	Andrew COLEBROOKE	Formula Vauxhall Junior	11	16:14.584	1 Lap	4.140	95.73	1:24.510	3
9	91	Dtec	2	Douglas MCLAY	Mygale SJ10	11	16:19.587	1 Lap	5.003	95.24	1:27.513	5
10	54	1600	2	Jim TIMMS	Lola T644E	11	16:44.179	1 Lap	24.592	92.90	1:29.193	9
11	57	1600	3	Edward GUEST	Lola T640	11	16:44.348	1 Lap	0.169	92.89	1:28.975	10
12	66	1600	4	David PARKINSON	Reynard	9	16:33.715	3 Laps	2 Laps	76.81	1:33.504	2

NOT CLASSIFIED

DNF	41	Moto		Jonathan REED	Jedi MK6	8	10:29.629	4 Laps	1 Lap	107.76	1:17.548	6
DNF	3	Moto		Adrian WRIGHT	Gem AW3	0						

FASTEST LAP

4	Moto	Jeremy TIMMS	Spreads RM03	7	1:14.412	113.98 mph	183.43 kph
42	1800	Paul BRITTEN	Van Diemen RF00	7	1:21.300	104.32 mph	167.89 kph
55	1600	Andrew COLEBROOKE	Formula Vauxhall Junior	3	1:24.510	100.36 mph	161.51 kph
64	Dtec	John WHITBOURN	Ray GRS10	10	1:25.801	98.85 mph	159.08 kph

Cars 34 + 55 - 10 second penalties - out of position start

Weather / Track : Cloudy / Dry

These results are provisional until the conclusion of any judicial and technical matters.

Thruxton

Circuit Length = 2.3560 miles

Start: 16:43 Flag 16:59 End: 17:01

Clerk Of Course :

Marc Cl 07.06

Timekeeper :

[Signature]

Results can be found at www.tsl-timing.com

Printed - 17:01 Sunday, 15 June 2014

ISSUED BY: The British Automobile Racing Club Ltd, Thruxton Circuit, Andover, Hampshire SP11 8PN
Tel: (01264 882200) Fax: (01264) 882233 e-mail: competitions@barc.net



PICKUP TRUCK RACING CHAMPIONSHIP
 THRUXTON 14 & 15 JUNE 2014 ROUND 7 & 8

Pickup Truck Racing Championship
RACE 19 - CLASSIFICATION

BULLETIN NO: 46

ISSUED: 17:37

POS	NO	NAME	ENTRY	LAPS	TIME	GAP	DIFF	MPH	BEST	ON
1	22	Nic GRINDROD	Pickup Truck	14	19:59.925			98.95	1:24.265	3
2	8	David O'REGAN	Pickup Truck	14	20:07.352	7.427	7.427	98.34	1:24.912	3
3	4	Pete STEVENS	Pickup Truck	14	20:10.837	10.912	3.485	98.06	1:25.483	4
4	23	David LONGHURST	Pickup Truck	14	20:12.465	12.540	1.628	97.93	1:25.607	2
5	20	Charlie WEAVER	Pickup Truck	14	20:14.192	14.267	1.727	97.79	1:25.315	3
6	9	Pete WILKINSON	Pickup Truck	14	20:15.146	15.221	0.954	97.71	1:25.323	8
7	12	Paul TOMPKINS	Pickup Truck	14	20:20.960	21.035	5.814	97.25	1:25.908	4
8	95	Gavin MURRAY	Pickup Truck	14	20:21.058	21.133	0.098	97.24	1:25.815	8
9	1	Anthony HAWKINS	Pickup Truck	14	20:41.100	41.175	20.042	95.67	1:24.594	3
10	51	Freddie LEE	Pickup Truck	14	20:48.343	48.418	7.243	95.12	1:26.045	5
11	65	Mark WILLIS	Pickup Truck	14	20:48.759	48.834	0.416	95.08	1:26.159	7
12	50	Geoff DIXON	Pickup Truck	13	20:04.696	1 Lap	1 Lap	91.52	1:29.765	9
13	90	Nigel PIKE	Pickup Truck	13	20:45.564	1 Lap	40.868	88.52	1:33.892	12
14	93	Michael SMITH	Pickup Truck	12	21:19.281	2 Laps	1 Lap	79.55	1:24.807	4

NOT CLASSIFIED

DNF	37	Neil TRESSLER	Pickup Truck	9	13:09.309	5 Laps	3 Laps	96.71	1:26.739	7
DNF	82	Paul JONES	Pickup Truck	5	7:17.488	9 Laps	4 Laps	96.93	1:26.107	3

FASTEST LAP

	22	Nic GRINDROD	Pickup Truck	3	1:24.265		100.65 mph		161.98 kph	
--	----	--------------	--------------	---	----------	--	------------	--	------------	--

Thruxtton
 Circuit Length = 2.3560 miles
 Start: 17:08 Flag 17:28 End: 17:29

Weather / Track : Cloudy / Dry

These results are provisional until the conclusion of any judicial and technical matters.

Clerk Of Course :

Michael Wells 1732

Timekeeper :

JS

Results can be found at www.tsl-timing.com

Printed - 17:29 Sunday, 15 June 2014



BRITISH AUTOMOBILE RACING CLUB

RACE RESULT

British Truck Racing Association Championship

RACE 20 - CLASSIFICATION

BULLETIN NO: 47

ISSUED: 18:15

POS	NO	CL	PIC NAME	ENTRY	LAPS	TIME	GAP	DIFF	MPH	BEST	ON
1	55	2	1 Graham POWELL	Renault MACK	10	17:25.575			81.11	1:42.748	5
2	3	2	2 Steven POWELL	Foden Alfa	10	17:30.102	4.527	4.527	80.76	1:43.903	5
3	7	1	1 Stuart OLIVER	SCANIA P1150	10	17:34.237	8.662	4.135	80.45	1:41.051	6
4	69	1	2 David JENKINS	MAN TGX	10	17:34.598	9.023	0.361	80.42	1:40.543	2
5	1	1	3 Matt SUMMERFIELD	MAN TGX	10	17:34.970	9.395	0.372	80.39	1:39.574	6
6	33	1	4 Steven THOMAS	MAN TGA	10	17:35.392	9.817	0.422	80.36	1:40.524	2
7	25	1	5 Ben HORNE	MAN TGA	10	17:40.218	14.643	4.826	79.99	1:41.258	6
8	89	2	3 Simon REID	Iveco Stralis	10	17:43.322	17.747	3.104	79.76	1:44.503	6
9	11	1	6 David SMITH	Renault Premium	10	17:52.863	27.288	9.541	79.05	1:42.062	4
10	87	2	4 Ryan COLSON	Iveco Atkinson	10	18:22.503	56.928	29.640	76.93	1:48.205	4

NOT CLASSIFIED



DNF	5	2	Adam BINT	Volvo White	8	14:17.334	2 Laps	2 Laps	79.14	1:45.379	4
DNF	9	1	Christopher LEVETT	Renault Premium MKR	2	3:56.578	8 Laps	6 Laps	71.70	1:39.933	2
DNF	29	2	Steve ROTHERY	Foden	2	4:15.939	8 Laps	19.361	66.27	2:00.517	2
DNF	88	2	Ryan SMITH	Sisu	1	2:52.636	9 Laps	1 Lap	49.12		

FASTEST LAP

	1	1	Matt SUMMERFIELD	MAN TGX	6	1:39.574			85.17 mph	137.08 kph	
	55	2	Graham POWELL	Renault MACK	5	1:42.748			82.54 mph	132.84 kph	

Weather / Track : Cloudy / Dry
 These results are provisional until the conclusion of any judicial and technical matters.

Thruxton
 Circuit Length = 2.3560 miles
 Start: 17:48 Flag 18:05 End: 18:06

Clerk Of Course :  1812	Timekeeper : 
--	---

Results can be found at www.tsl-timing.com

Printed - 18:07 Sunday, 15 June 2014

ISSUED BY: The British Automobile Racing Club Ltd, Thruxton Circuit, Andover, Hampshire SP11 8PN
 Tel: (01264 882200) Fax: (01264) 882233 e-mail: competitions@barc.net